



ODISHA UNIVERSITY OF TECHNOLOGY AND RESEARCH

Techno Campus, Mahalaxmi Vihar, Ghatikia, Bhubaneswar-751029.

No. 2527 / ACAD

Date: 07.08.2025

NOTICE FOR ONLINE PAYMENT OF ADMISSION FEE

(2nd LIST Ph.D. ADMISSION 2025-26)

The following candidates who have taken admission into Ph.D. Program 2025-26 in OUTR, Bhubaneswar on 07.08.2025 (2nd List), are required to pay the prescribed admission fee as per their Ph.D. category by following the online fee payment procedure and steps as indicated below.

Important Note: The online payment link shall remain open during 08.08.2025 to 14.08.2025.

Steps for Online Payment of Application Fee:

1. Please visit the official website of OUTR, Bhubaneswar. (Please see the SOP for procedure)
2. Please click the Tab: **Online Fee Payment** under Student Tab
3. Please Enter Your **Enrolment Number** in the field "Registration Number" as well as "Password" and press "**Login**"
4. Fill the details and Proceed for Online Payment of the Application Fee as indicated against the name in the table below
5. Take a print out of the Payment Receipt and preserve it for all future purposes

Fees to be paid during Admission:

Sl. No.	Items	Amount of fees (Rs.) to be paid in one instalment		
		Full Time Ph.D.	Part Time Ph.D.	Executive Ph.D.
1	Admission fee	10,000.00	15,000.00	30,000.00
2	Caution money (refundable)	5,000.00	5,000.00	5,000.00
3	Registration fee	10,000.00	10,000.00	15,000.00
4	Semester registration fee in each semester till his/ her continuance as per Regulations of Ph.D. program	2,500.00	5,000.00	15,000.00
Total		27,500.00	35,000.00	65,000.00


Merit List:

Sl. No.	Name of the Candidate	Enrolment No.	Admission Fee to be paid (in Rs.)
1	VENKATESWARA RAO BITRA	25540006	65000
2	NIHARIKA DALAI	25510006	27500
3	ASHOK KUMAR NAYAK	25510007	27500
4	ASFA NAZ FATMA	25510008	27500
5	RAMSHANKAR PRADHAN	25520016	35000

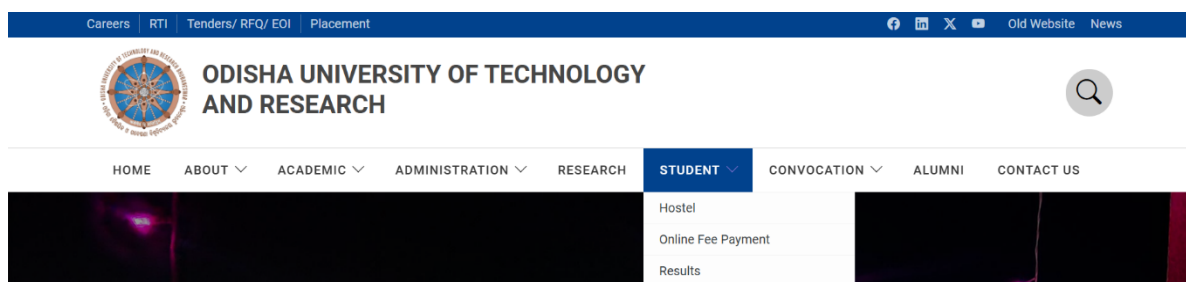
Sd/-
Dean, PGS&R

SOP for Online Fee Payment

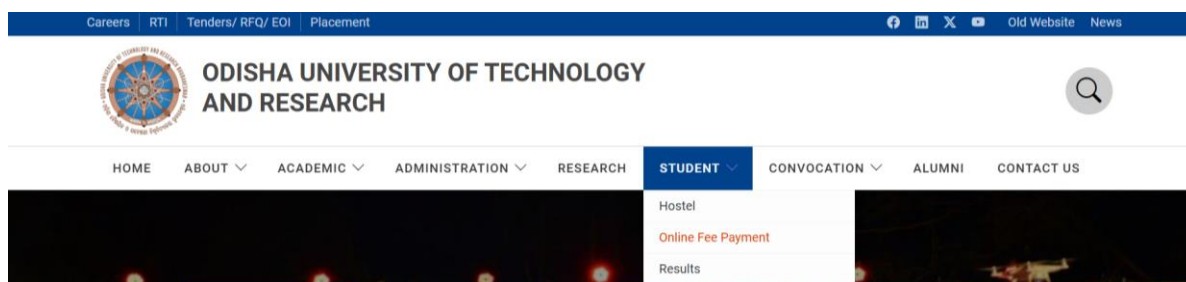
STEP 1. Click on **outr.ac.in**



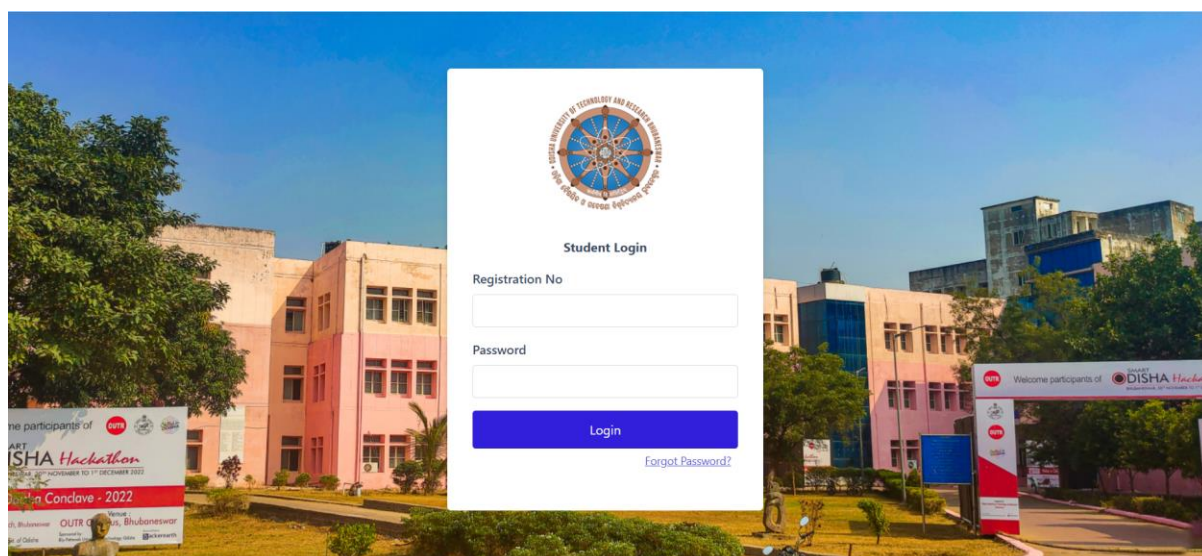
STEP 2. Click on **Student**



STEP 3. Click on **Online Fee Payment**



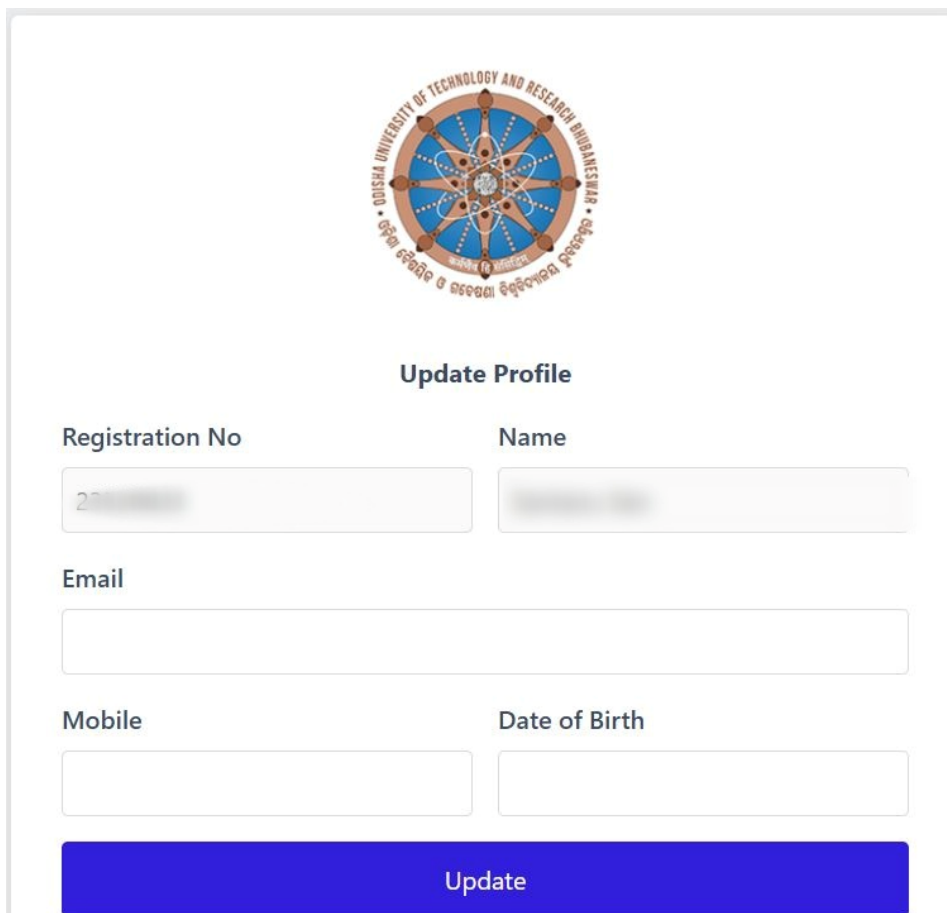
STEP 4. Once clicked, a new page will appear as given below



STEP 5. Fill out the **Registration No. and Password**

Please Note: The Registration No. and Password are the same value.

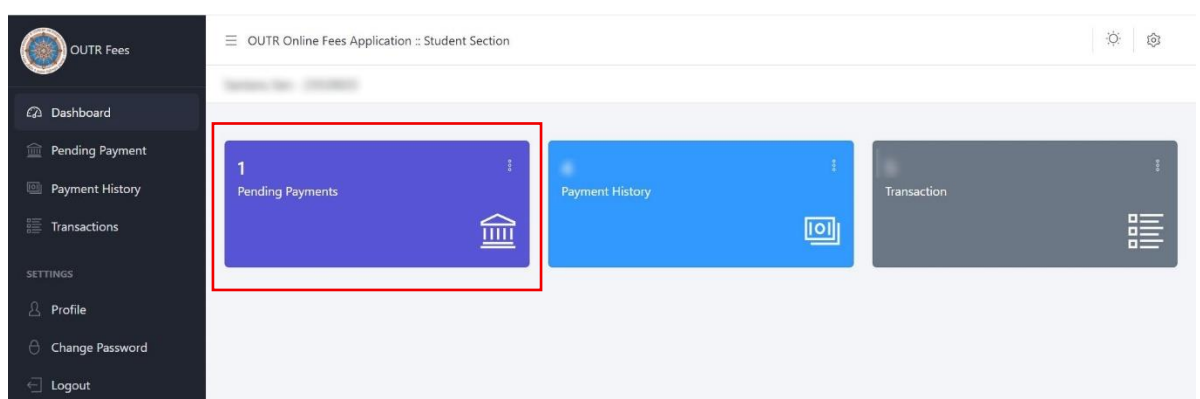
STEP 6. Once Filled in, a new page will pop up as given below



The image shows a web form titled "Update Profile" for OTR University of Technology and Research Business School. At the top is the university's logo, a circular emblem with a gear-like design and text in Odia and English. Below the logo, the title "Update Profile" is centered. The form contains five input fields: "Registration No" (with a blurred value starting with '2'), "Name" (blurred), "Email" (empty), "Mobile" (empty), and "Date of Birth" (empty). At the bottom is a large blue button labeled "Update".

STEP 7. Please fill the details of Email, Mobile and Date of Birth to proceed.

STEP 8. Once Filled in, the Page will appear as follows



Click on the **Pending Payment** to complete your Payment.